

India's Active Caseload is 1,51,708 today comprising 1.37% of the total positive cases

By : Editor Published On : 25 Feb, 2021 12:40 PM IST

INVC NEWS

New Delhi,

India's Active Caseload is 1,51,708 today comprising 1.37% of the total positive cases. This is largely attributable to the upsurge in daily new cases in some States. Maharashtra, Kerala, Punjab, Madhya Pradesh, Tamil Nadu, Gujarat and Chhattisgarh have recorded a rise in daily new cases.

16,738 new daily cases have been recorded in the last 24 hours.

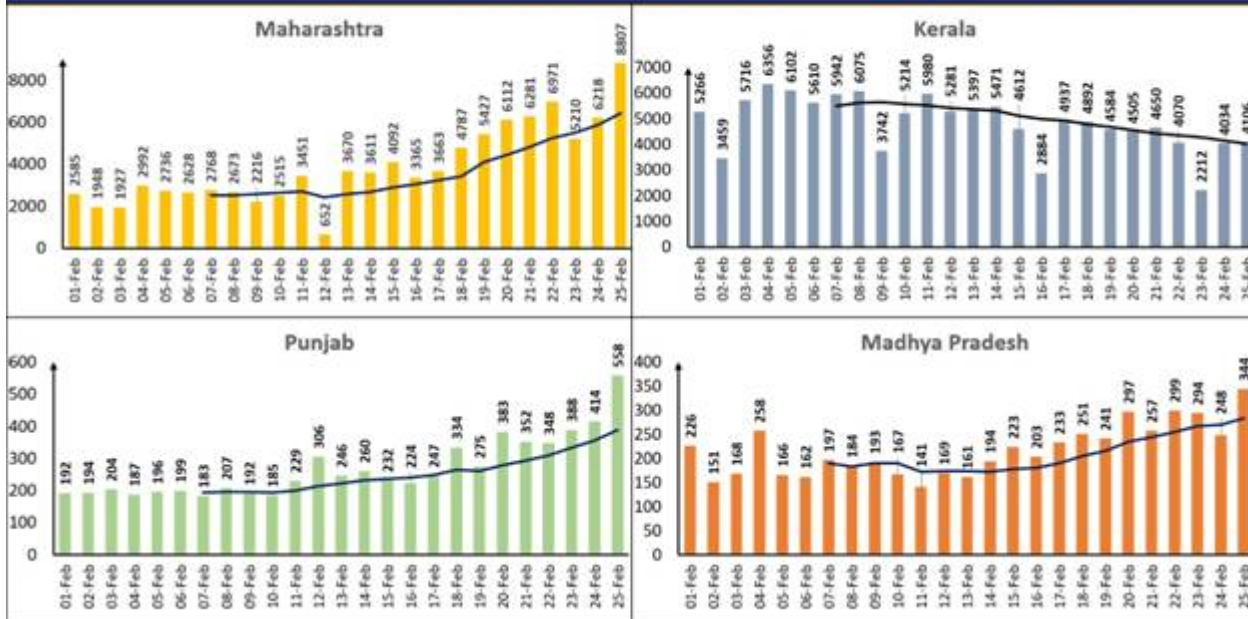
89.57% of the new cases are from 7 States.

Maharashtra continues to report the highest daily new cases at 8,807. It is followed by Kerala with 4,106 while Punjab reported 558 new cases.

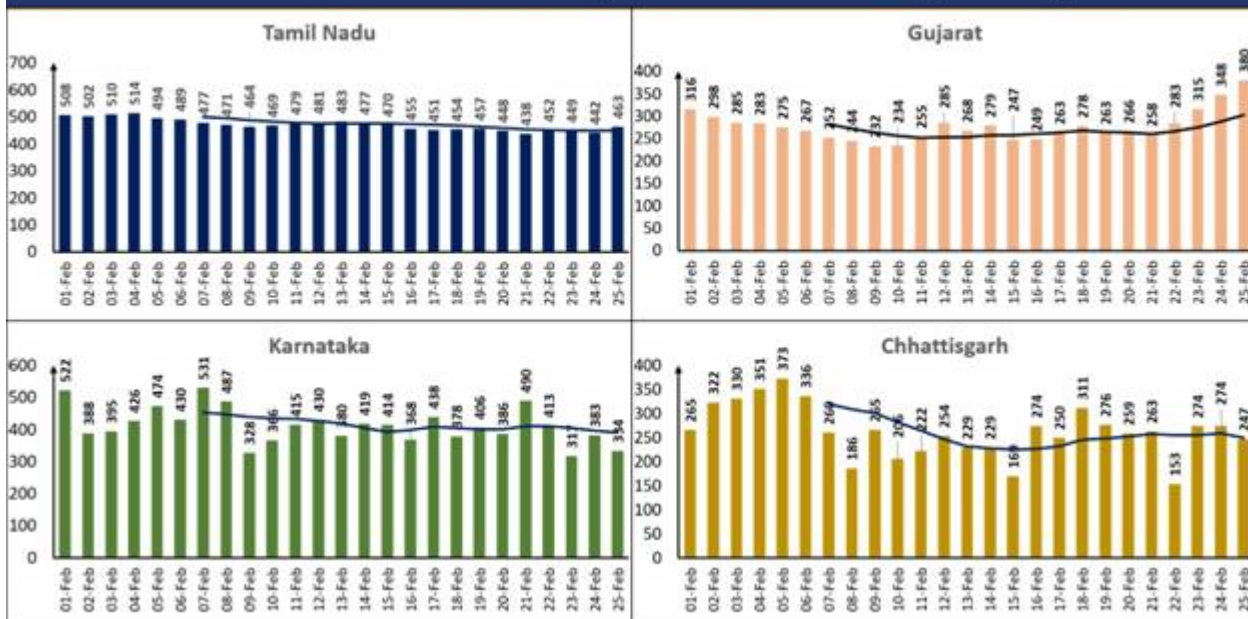
90% of new cases reported in only 7 States



States in Focus: Daily new cases trajectory



States in Focus: Daily new cases trajectory



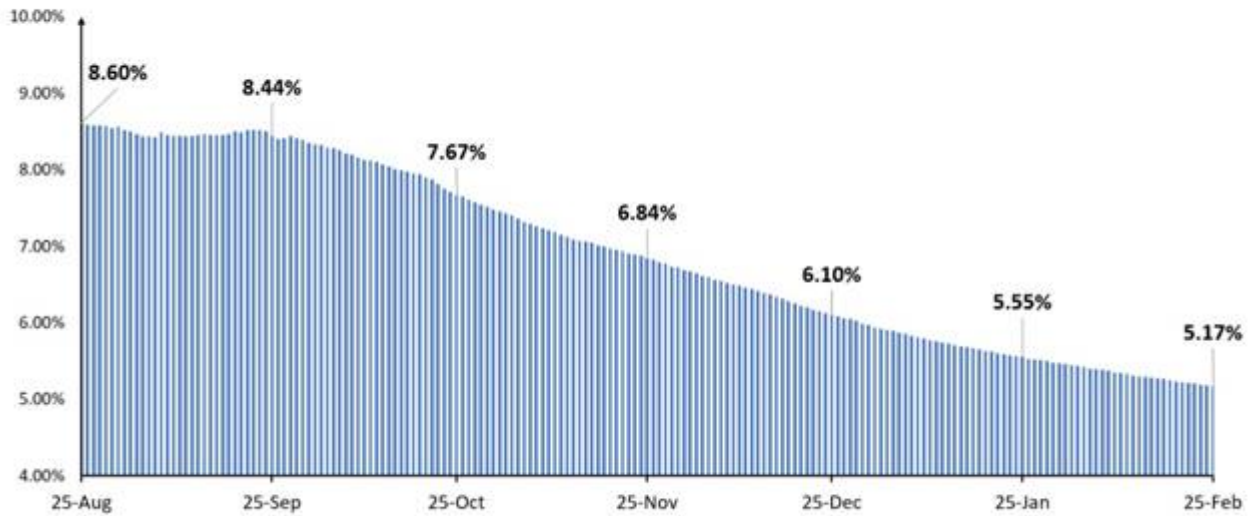
The Centre has deputed high-level multi-disciplinary teams to Kerala, Maharashtra, Karnataka, Tamil Nadu, West Bengal, Chhattisgarh, Punjab, Madhya Pradesh, Gujarat and Jammu and Kashmir (UT) to ascertain reasons for the surge and coordinate with the State Health Departments in COVID-19 control and containment measures.

The Centre has also written to States/UTs to focus on undertaking aggressive measures to break the chain of transmission. The States/UT have been advised to increase testing in a focussed manner in the affected districts with the appropriate split of RT-PCR and Rapid Antigen Tests and to also ensure that all symptomatic negatives of antigen tests are compulsorily tested via RT-PCR tests. The positive persons are to be promptly isolated/hospitalised, all their close contacts be traced and also tested without delay. They have been advised to critically review the emerging situation on a regular basis with concerned District officials to ensure that gains made so far in COVID management are not lost.

On the other hand, the country has been witnessing a continuous decline in cumulative positivity rate. As

on 25th Feb 2021, the cumulative positivity rate stands at 5.17%.

Continuous decline in cumulative positivity rate



As at 7 am today, the vaccination coverage was 1,26,71,163 through 2,64,315 sessions, as per the provisional report. These include 65,47,831 HCWs (1st dose), 16,16,348 HCWs (2nd dose) and 45,06,984 FLWs (1st dose).

The 2nd dose of COVID19 vaccination started on 13th February, 2021 for those beneficiaries who have completed 28 days after receipt of the 1st dose. Vaccination of the FLWs started on 2nd Feb 2021.

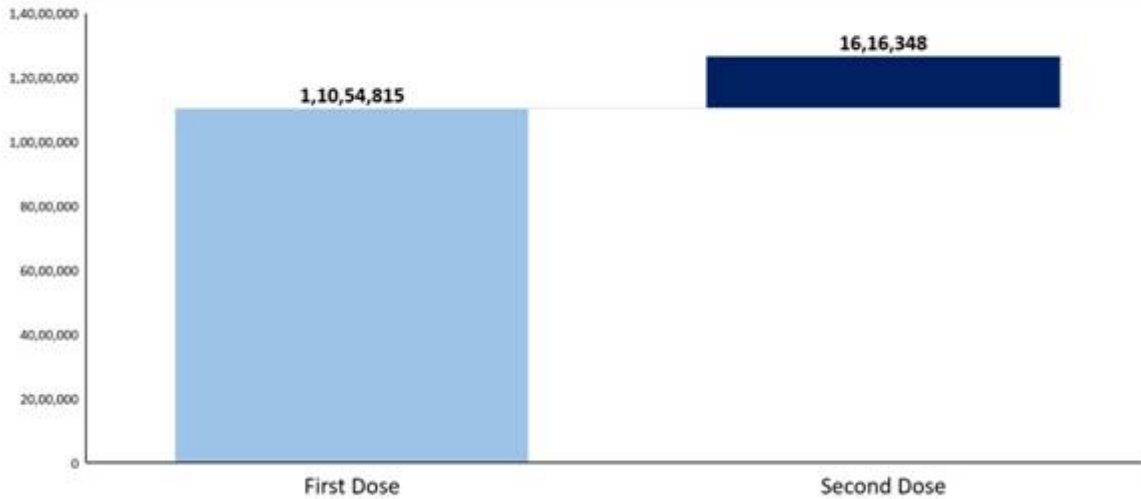
S. No.	State/UT	Beneficiaries vaccinated		
		1st Dose	2nd Dose	Total Doses
1	A&N Islands	5,644	2,118	7,762
2	Andhra Pradesh	4,72,460	1,20,443	5,92,903
3	Arunachal Pradesh	22,433	5,497	27,930
4	Assam	1,79,625	15,795	1,95,420
5	Bihar	5,40,315	60,480	6,00,795
6	Chandigarh	17,256	1,306	18,562
7	Chhattisgarh	3,66,493	39,390	4,05,883
8	Dadra & Nagar Haveli	5,047	266	5,313
9	Daman & Diu	1,858	254	2,112
10	Delhi	3,48,669	29,025	3,77,694
11	Goa	16,741	1,559	18,300
12	Gujarat	8,30,565	80,118	9,10,683
13	Haryana	2,16,422	55,075	2,71,497

14	HimachalPradesh	98,881	12,818	1,11,699
15	Jammu&Kashmir	2,17,910	10,285	2,28,195
16	Jharkhand	2,72,164	17,708	2,89,872
17	Karnataka	5,86,545	1,79,124	7,65,669
18	Kerala	4,22,669	70,600	4,93,269
19	Ladakh	8,199	748	8,947
20	Lakshadweep	2,344	639	2,983
21	MadhyaPradesh	6,46,766	77,584	7,24,350
22	Maharashtra	9,81,359	1,05,752	10,87,111
23	Manipur	46,042	2,190	48,232
24	Meghalaya	28,248	1,200	29,448
25	Mizoram	19,643	4,031	23,674
26	Nagaland	27,195	5,141	32,336
27	Odisha	4,50,361	1,34,587	5,84,948
28	Puducherry	9,436	1,023	10,459
29	Punjab	1,39,305	27,388	1,66,693
30	Rajasthan	7,83,652	1,47,570	9,31,222
31	Sikkim	15,875	1,056	16,931
32	TamilNadu	3,68,678	46,149	4,14,827
33	Telangana	2,83,387	1,06,583	3,89,970
34	Tripura	86,336	16,416	1,02,752
35	UttarPradesh	11,40,754	86,021	12,26,775
36	Uttarakhand	1,39,169	11,833	1,51,002
37	WestBengal	7,87,013	99,478	8,86,491
38	Miscellaneous	4,69,356	39,098	5,08,454
	Total	1,10,54,815	16,16,348	1,26,71,163

On Day-40 of the vaccination drive (24thFebruary, 2021), 5,03,947vaccine doses were given. Out of which, 2,87,032beneficiaries were vaccinated across 9,959 sessions for 1st dose (HCWs and FLWs) and 2,16,915 HCWs received 2nd dose of vaccine.

Out of total1,26,71,163vaccine doses, 1,10,54,815 (HCWs and FLWs) have received 1st dose of vaccine and total 16,16,348 HCWs have received the 2nd dose of vaccine.

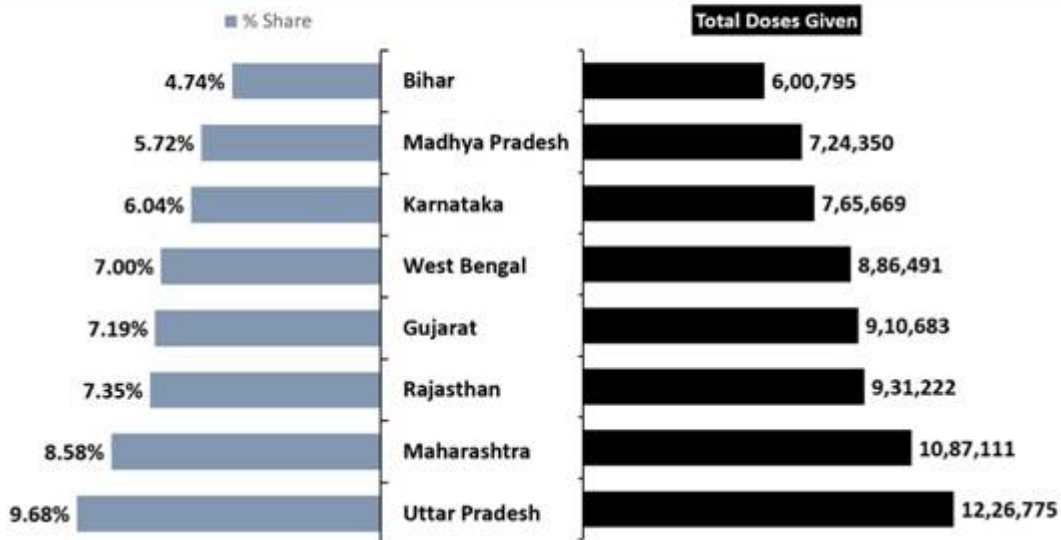
Distribution of 1.26 crore doses given so far



Eight States account for more than 56% of the total vaccine doses.

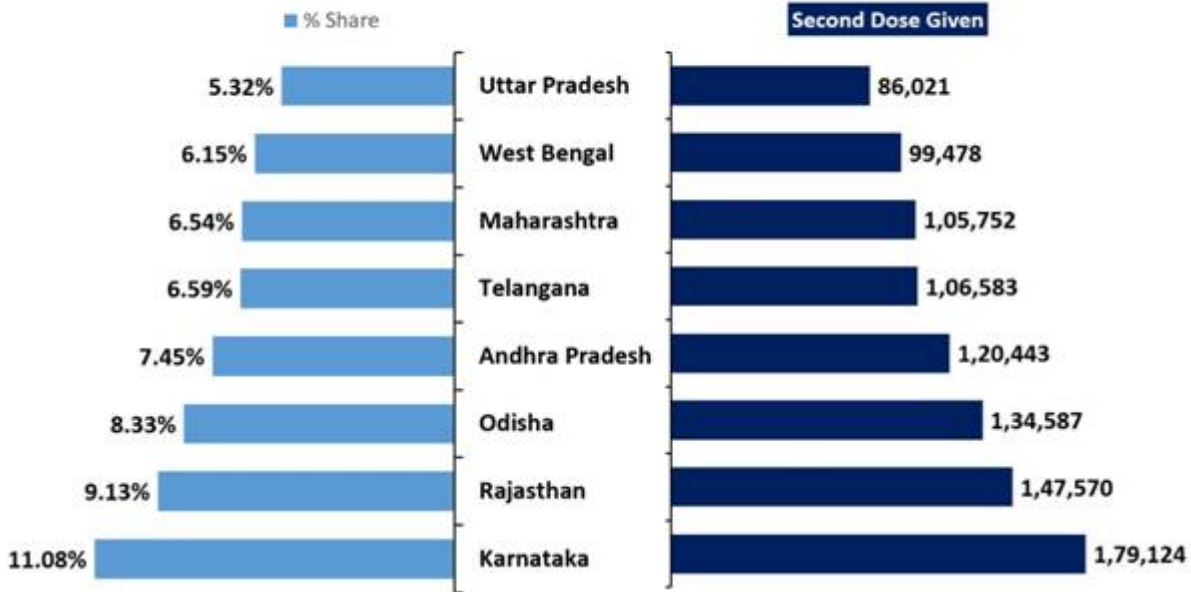
Each of them has administered more than 6 lakh doses. Uttar Pradesh have vaccinated 9.68% of the total doses (12,26,775).

56% of total doses given are in 8 States



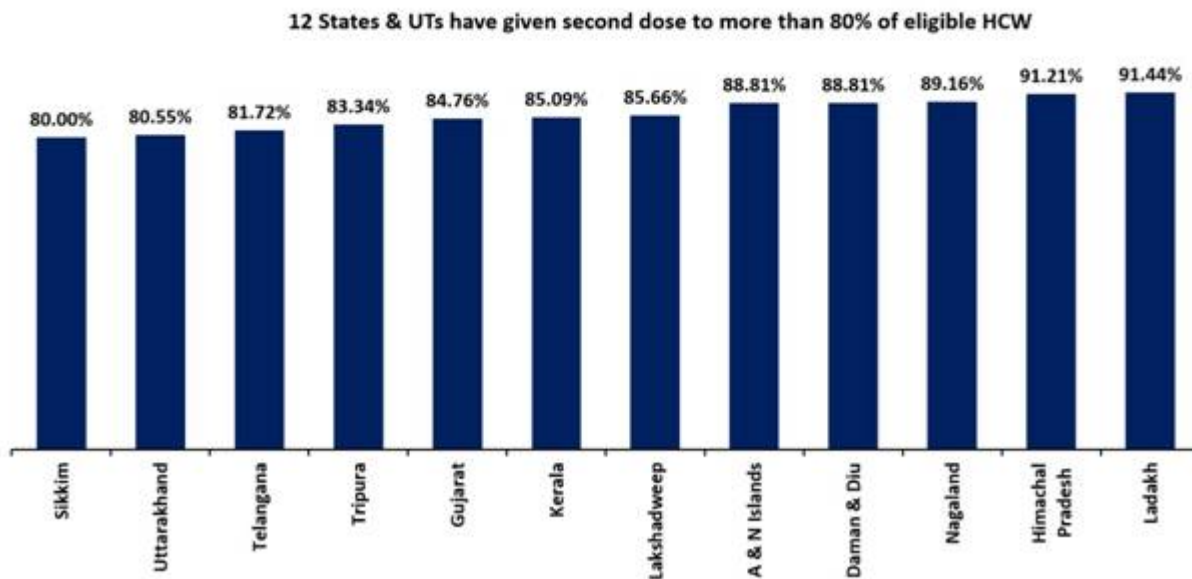
Eight States account for 61% of the total second vaccine doses. Karnataka vaccinated maximum number of HCWs for second dose i.e. 11.08% (1,79,124).

61% of second doses given are in 8 States



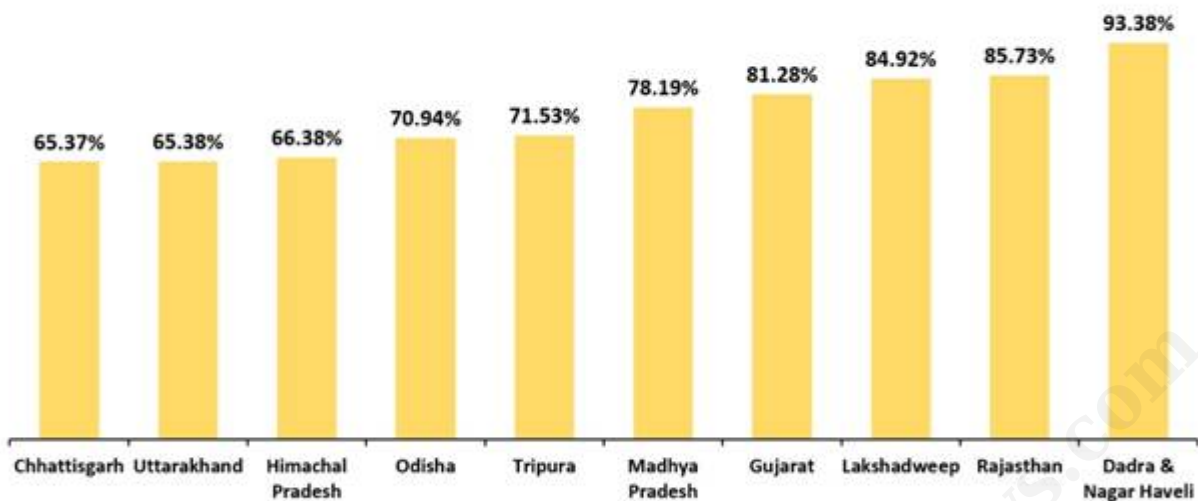
12 States/UTs have administered second vaccine dose to more than 80% of the eligible HCWs. These are Ladakh, Himachal Pradesh, Nagaland, D&D, A&N Islands, Lakshadweep, Kerala, Gujarat, Tripura, Telangana, Uttarakhand, Sikkim.

Administered second dose to more than 80% of the eligible HCWs



10 States/UTs have vaccinated more than 60% of registered FLWs. These are D&N, Rajasthan, Lakshadweep, Gujarat, Madhya Pradesh, Tripura, Odisha, Himachal Pradesh, Uttarakhand and Chhattisgarh.

10 States & UTs with FLW vaccination coverage of more than 60%



India's cumulative recoveries stand at 1,07,38,501 today. The Recovery Rate is 97.21% today. The gap between total recovered cases and the active cases is constantly rising and stands at 10,586,793 today. 11,799 recoveries were registered in the last 24 hours.

URL :

<https://www.internationalnewsandviews.com/india's-active-caseload-is-151708-today-comprising-1-37-of-the-total-positive-cases/>

INTERNATIONAL NEWS AND VIEW CORPORATION

INVC

अंतरराष्ट्रीय समाचार एवं विचार निगम

12th year of news and views excellency

Committed to truth and impartiality

Copyright © 2009 - 2019 International News and Views Corporation. All rights reserved.