

## The present active caseload now consists of 1.34% of India's total Positive Cases

By : Editor Published On : 23 Feb, 2021 11:56 AM IST

INVC NEWS

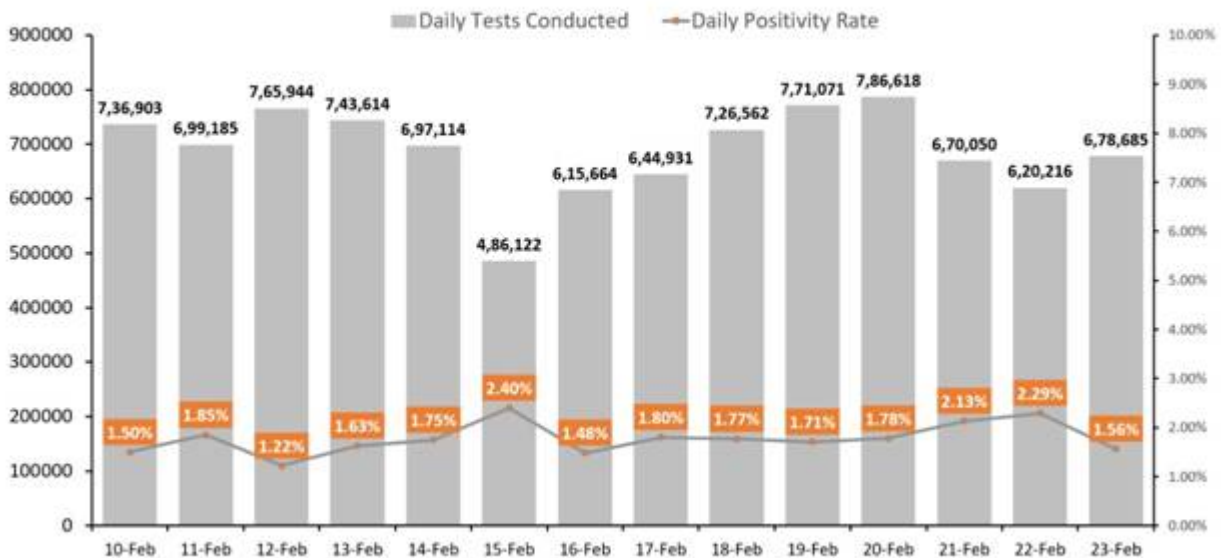
New Delhi,

The country's Active Caseload has fallen **below 1.50 lakh**. It stands at **1,47,306** today. The present active caseload now consists of **1.34%** of India's total Positive Cases.

**10,584** new daily cases have been recorded in the last 24 hours whereas **13,255 recoveries** registered in the last 24 hours. It has led to a net decline of **2,749 cases** in the total active caseload.

India's daily Positivity Rate remains below **3%**.

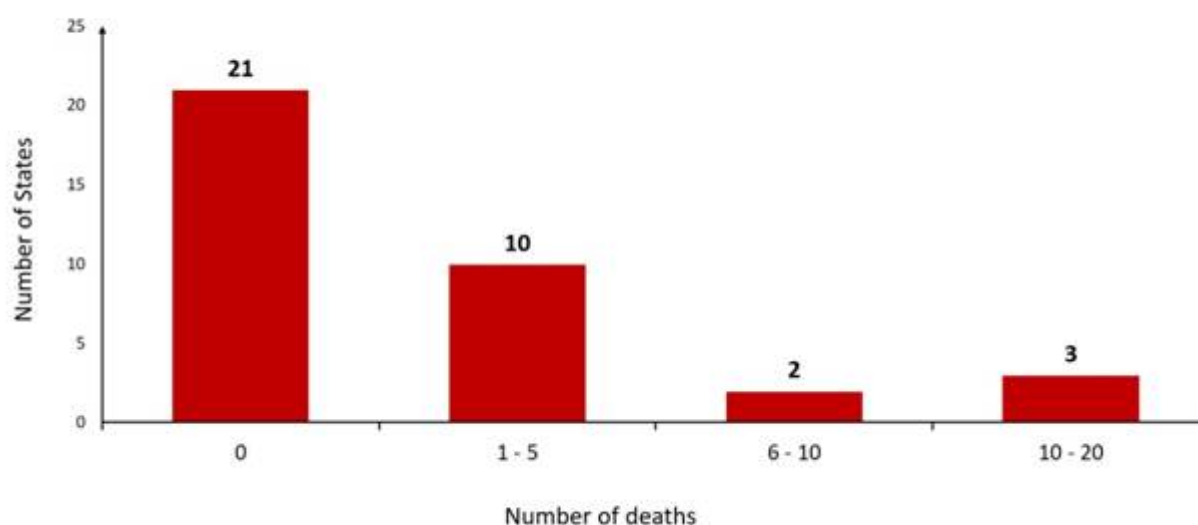
### Daily Positivity Rate remains below 3%



India has recorded a steady decline in the number of daily new deaths. **78 deaths were reported in the last 24 hours**.

**Also, twenty one States/UTs have not reported any COVID19 deaths in the last 24 hours.** These are Madhya Pradesh, Assam, Rajasthan, Haryana, J&K, Odisha, Andhra Pradesh, Goa, Himachal Pradesh, Puducherry, Lakshadweep, Manipur, Sikkim, Tripura, Ladakh, Meghalaya, Mizoram, Nagaland, Arunachal Pradesh, A&N Islands, D&D and D&N.

## Distribution of deaths in the last 24 hours



As on 22<sup>nd</sup> February, 2021, the vaccination coverage was 1,17,45,552 through 2,44,877 sessions, as per the provisional report till 8 am today. These include 64,51,251 HCWs (1st dose), 12,58,177 HCWs (2nd dose) and 40,36,124 FLWs (1st dose).

The 2nd dose of COVID19 vaccination started on 13<sup>th</sup> February, 2021 for those beneficiaries who have completed 28 days after receipt of the 1st dose. Vaccination of the FLWs started on 2<sup>nd</sup> Feb 2021.

S. No.	State/UT	Beneficiaries vaccinated		
		1st Dose	2nd Dose	Total Doses
1	<b>A &amp; N Islands</b>	5,442	1,870	7,312
2	<b>Andhra Pradesh</b>	4,27,444	1,02,376	5,29,820
3	<b>Arunachal Pradesh</b>	21,318	5,332	26,650
4	<b>Assam</b>	1,65,110	13,992	1,79,102
5	<b>Bihar</b>	5,26,159	56,791	5,82,950
6	<b>Chandigarh</b>	14,198	1,089	15,287
7	<b>Chhattisgarh</b>	3,50,716	28,186	3,78,902
8	<b>Dadra &amp; Nagar Haveli</b>	5,019	252	5,271
9	<b>Daman &amp; Diu</b>	1,767	254	2,021
10	<b>Delhi</b>	3,15,841	22,788	3,38,629
11	<b>Goa</b>	15,542	1,269	16,811
12	<b>Gujarat</b>	8,24,119	73,547	8,97,666
13	<b>Haryana</b>	2,13,802	41,811	2,55,613
14	<b>Himachal Pradesh</b>	96,278	12,412	1,08,690
15	<b>Jammu &amp; Kashmir</b>	2,10,544	9,315	2,19,859

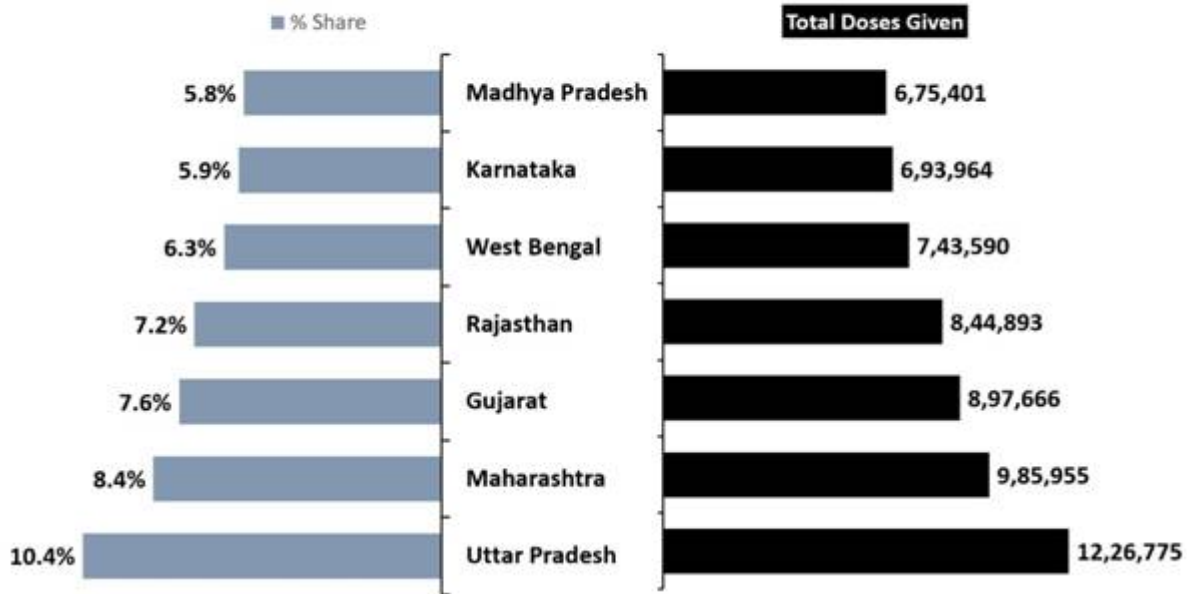
16	<b>Jharkhand</b>	2,61,339	13,394	2,74,733
17	<b>Karnataka</b>	5,53,888	1,40,076	6,93,964
18	<b>Kerala</b>	4,05,697	56,232	4,61,929
19	<b>Ladakh</b>	6,610	610	7,220
20	<b>Lakshadweep</b>	2,333	591	2,924
21	<b>Madhya Pradesh</b>	6,43,277	32,124	6,75,401
22	<b>Maharashtra</b>	9,16,977	68,978	9,85,955
23	<b>Manipur</b>	41,799	1,798	43,597
24	<b>Meghalaya</b>	25,998	960	26,958
25	<b>Mizoram</b>	15,749	3,052	18,801
26	<b>Nagaland</b>	23,391	4,418	27,809
27	<b>Odisha</b>	4,43,401	1,22,741	5,66,142
28	<b>Puducherry</b>	9,356	981	10,337
29	<b>Punjab</b>	1,27,528	20,538	1,48,066
30	<b>Rajasthan</b>	7,82,710	62,183	8,44,893
31	<b>Sikkim</b>	13,384	775	14,159
32	<b>Tamil Nadu</b>	3,49,527	36,073	3,85,600
33	<b>Telangana</b>	2,81,365	1,05,936	3,87,301
34	<b>Tripura</b>	84,254	15,066	99,320
35	<b>Uttar Pradesh</b>	11,40,754	86,021	12,26,775
36	<b>Uttarakhand</b>	1,33,636	9,682	1,43,318
37	<b>West Bengal</b>	6,73,939	69,651	7,43,590
38	<b>Miscellaneous</b>	3,57,164	35,013	3,92,177
	<b>Total</b>	1,04,87,375	12,58,177	1,17,45,552

On Day-38 of the vaccination drive (22<sup>nd</sup> February, 2021), **6,28,696 vaccine** doses were given. Out of which, **3,38,373** beneficiaries were vaccinated across **12,560** sessions for 1<sup>st</sup> dose (HCWs and FLWs) and **2,90,323** HCWs received 2<sup>nd</sup> dose of vaccine.

Out of total **1,17,45,552** vaccine doses, **1,04,87,375** (HCWs and FLWs) have received 1<sup>st</sup> dose of vaccine and total **12,58,177** HCWs have received the 2<sup>nd</sup> dose of vaccine.

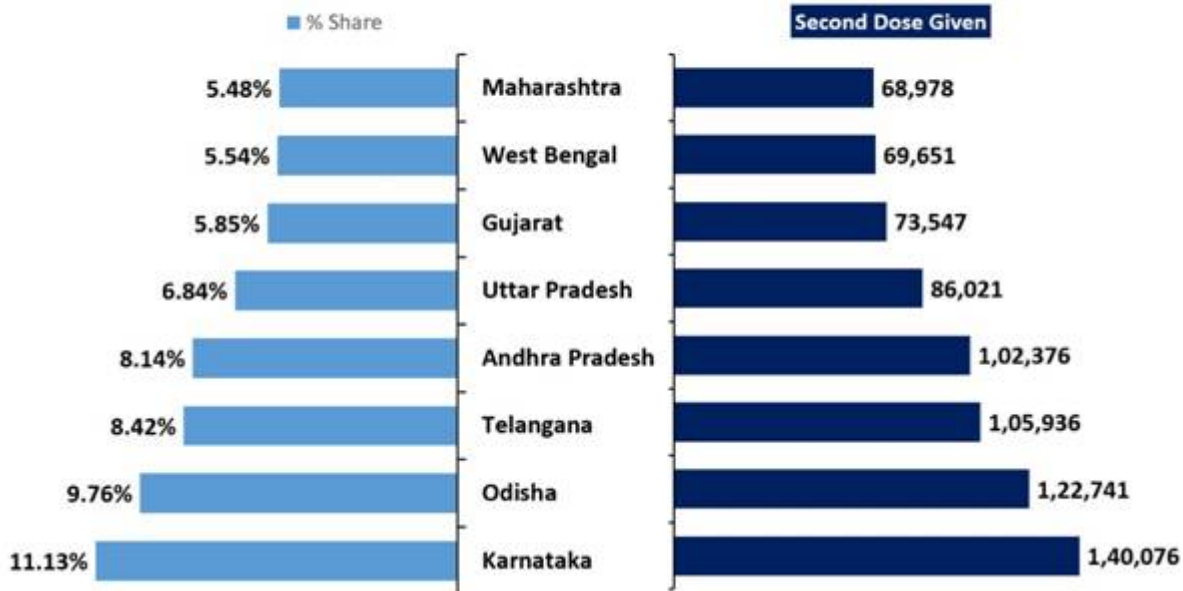
**51.66%** of the total vaccine doses **are concentrated in 7 States**. Uttar Pradesh alone accounts for 10.4% (12,26,775 doses).

## 52% of total doses given are in 7 States



**61.15%** of the second vaccine doses **are concentrated in 8 States**. Karnataka alone accounts for 11.13% (1,40,076 doses).

## 61% of second doses given are in 8 States



India's cumulative recoveries stand at **1.07 Cr (1,07,12,665)** today. The Recovery Rate is **97.22% today**. The gap between total recovered cases and the active cases is constantly rising and stands at **10,565,359 today**.

**86.56%** of the new recovered cases are observed to be concentrated in 6 States.

Maharashtra has reported the maximum number of single day recoveries with 5,210 newly recovered cases. 2,212 people recovered in Kerala in the past 24 hours followed by 449 in Tamil Nadu.

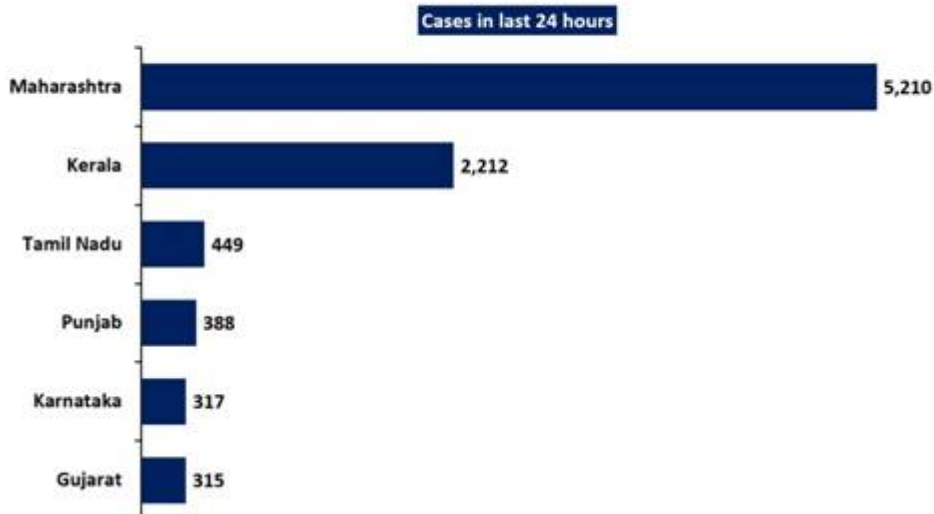
## 87% of new recovered cases reported only in 6 States



**84% of the new cases** are from 6 States.

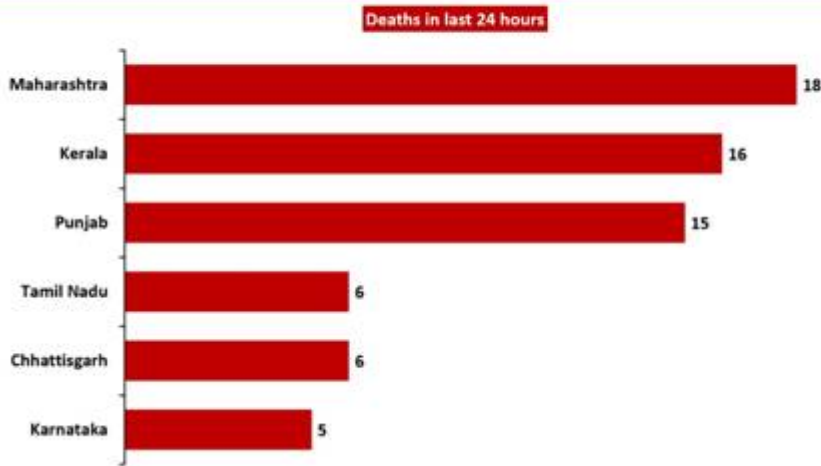
Maharashtra continues to report the highest daily new cases at 5,210. It is followed by Kerala with 2,212 while Tamil Nadu reported 449 new cases.

## 84% of new cases reported in only 6 States



Six States account for **84.62%** of the new deaths. Maharashtra saw the maximum casualties (18). Kerala reported 16 deaths and Punjab reported 15 deaths.

## 85% of new deaths reported only in 6 States



\*\*\*

URL :

<https://www.internationalnewsandviews.com/the-present-active-caseload-now-consists-of-1-34-of-india's-total-positive-cases/>

INTERNATIONAL NEWS AND VIEW CORPORATION

**INVC**

अंतरराष्ट्रीय समाचार एवं विचार निगम

12th year of news and views excellency

Committed to truth and impartiality

Copyright © 2009 - 2019 International News and Views Corporation. All rights reserved.